




Making **Design** Visible





Learning Intention



Oide

Further explore the design thinking process

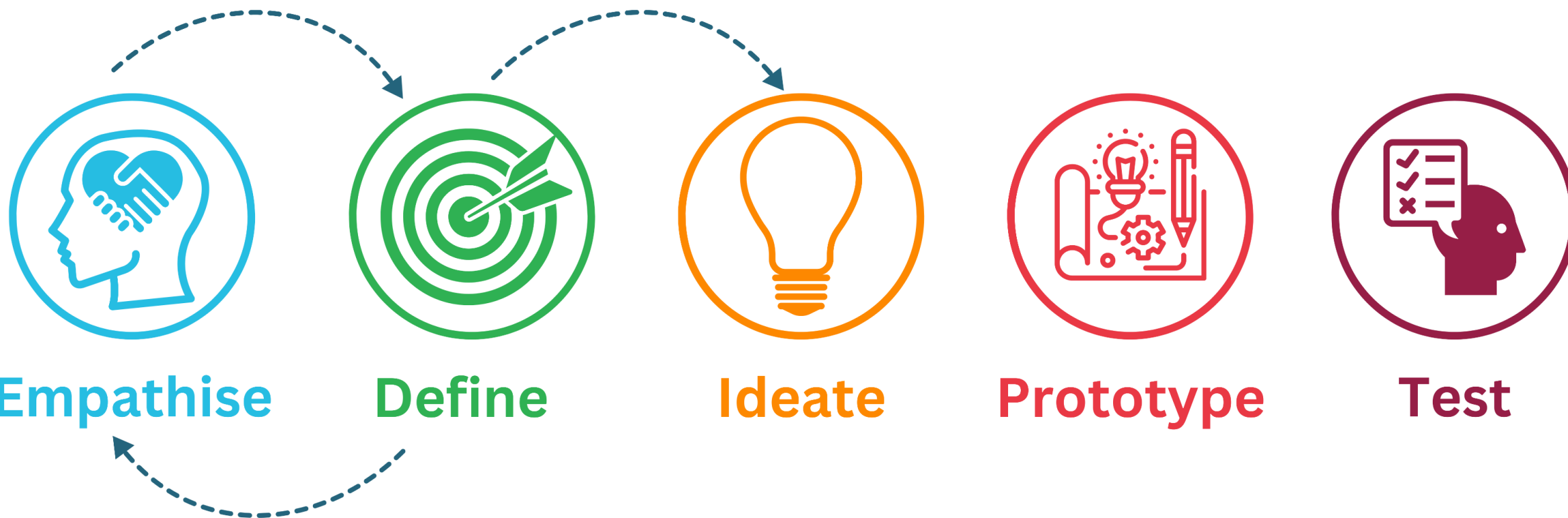
Develop collaborative practice





Design Thinking

Empathy helps define problems



Identifying a clear direction and focus may need further research


Adapted from the Interaction Design Foundation



Ideate



Rapid Ideation



Create 8 basic concept sketches, 1 minute per sketch

Share one concept sketch with your group

Gather feedback



8 minutes



8 minutes



Development

Develop your concept based on feedback

Use annotation to support your idea



4 minutes

Share your (developed) concept sketch to the group

Select one concept sketch from the team to develop

Nominate a speaker to feedback



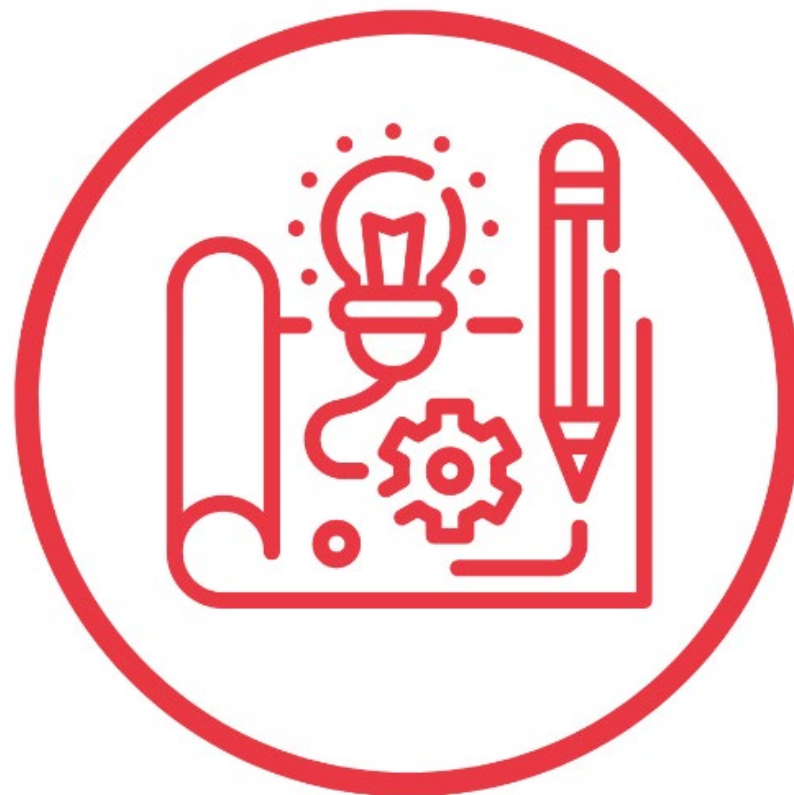
4 minutes



Reflection



How did collaboration within your group enhance the development of ideas?



Prototype

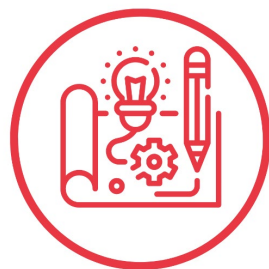


What might a prototype look like?





Prototype



Assign roles

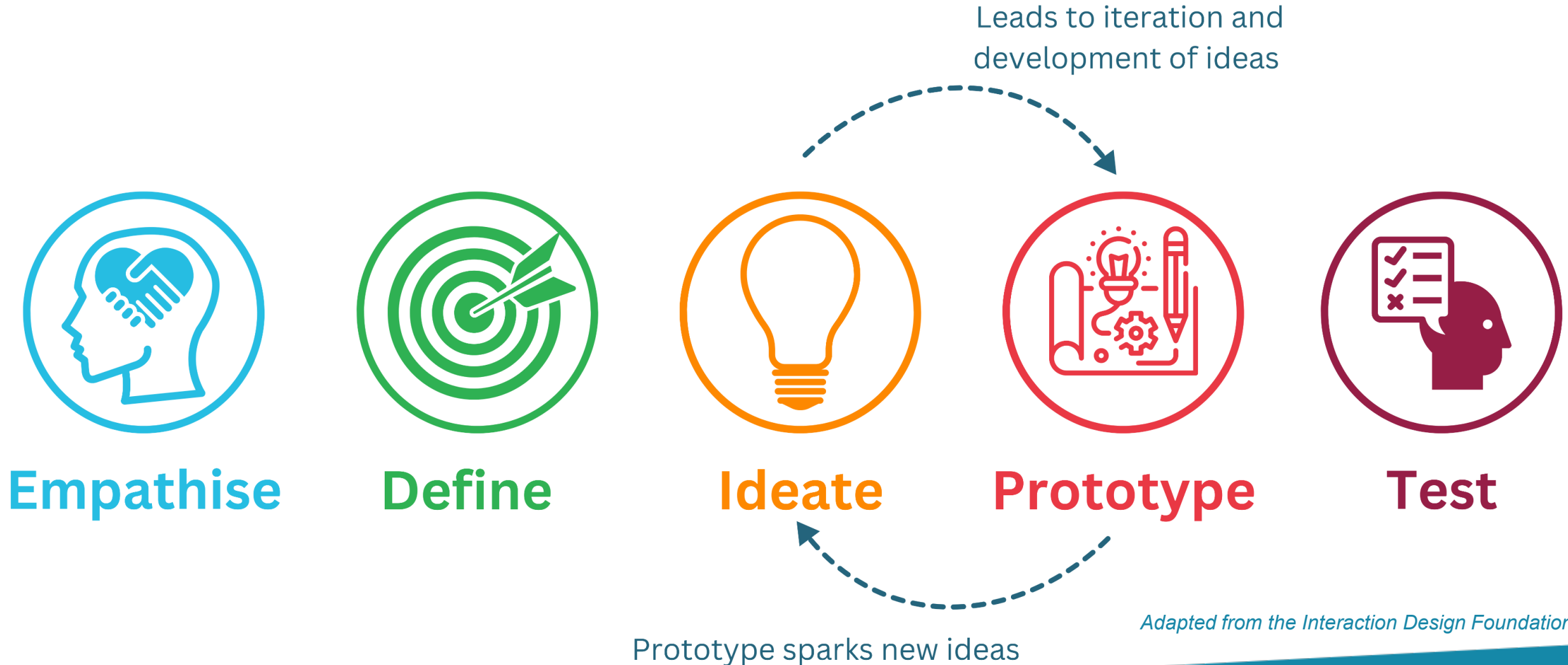
Use the materials available to create a design prototype



15 minutes



Design Thinking



Adapted from the Interaction Design Foundation



Test



Engaging in a Design Critique



Does the prototype meet the needs of the user, and the problem identified?



Provide feedback in the form of comments and a question



10 minutes



Next Steps




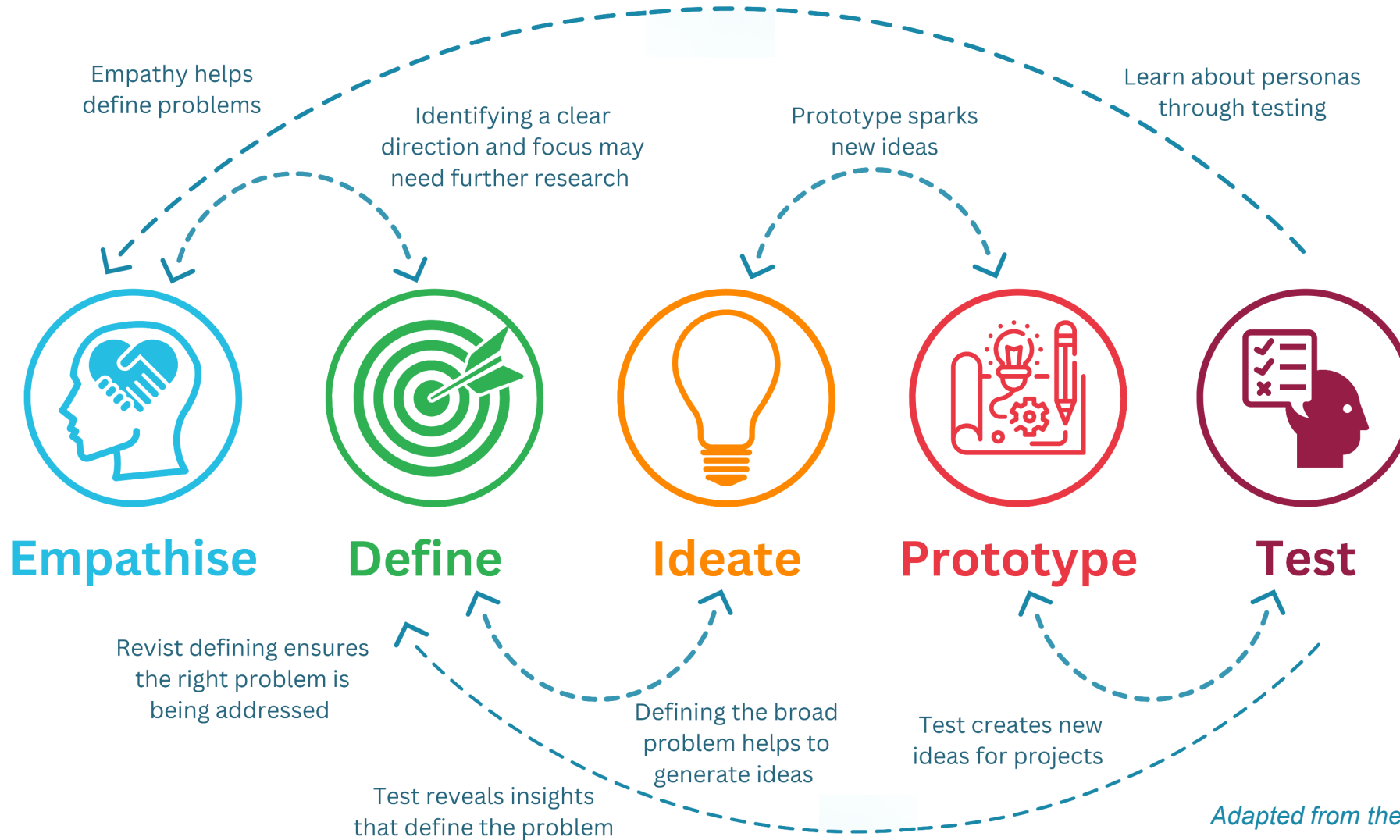
Consider your feedback

Agree an area you might action to improve the design



5 minutes

Design Thinking an Iterative Process



Adapted from the Interaction Design Foundation



Junior Cycle Learning Outcomes

Level 3

1.4 demonstrate how they use drawing to observe, record and analyse the human figure and the world around them

3.4 interpret a design brief and represent this through their drawings

3.5 experiment with design ideas through research and analytical drawing

Level 2 PLU

3.42. Describe how values are linked to making decisions in a range of scenarios

4.6. Participate co-operatively in a group situation

2.42. Construct basic representations to communicate data with two criteria



Leaving Certificate Strand Units and Selected Learning Outcomes

1.1 Looking: identify sources that support the development of their work

1.3 Experimenting and interpretation: use problem solving skills to develop ideas

2.3 Process: develop, experiment with and edit their work

3.4 Critical and personal reflection: present evidence of a sustained and varied investigation of a stimulus



Pause to Look at Learning Outcomes

Identify learning outcomes across the strands that might be used to devise a unit of learning to foster both learning through design and learning about design?



5 minutes



Reflection



Domains	Standards
Learner experiences	<p>Students:</p> <ul style="list-style-type: none"> engage purposefully in meaningful learning activities grow as learners through respectful interactions and experiences that are challenging and supportive reflect on their progress as learners and develop a sense of ownership of and responsibility for their learning experience opportunities to develop the skills and attitudes necessary for lifelong learning



Looking at Our Schools 2022 p.25



What other approaches might promote co-operative and collaborative learning?





Reflection



Teachers' collective / collaborative practice	Teachers:
	value and engage in professional learning and professional collaboration ←
	work together to devise learning opportunities for students across and beyond the curriculum
	collectively develop and implement consistent and dependable formative and summative assessment practices
	contribute to building whole-staff capacity by sharing their expertise



What other opportunities, beyond today's event, might we have to engage in professional learning and collaboration?



Revisiting Today's Learning Intentions

Explore the purpose of design education

Engage with a design thinking process

Develop collaborative practice

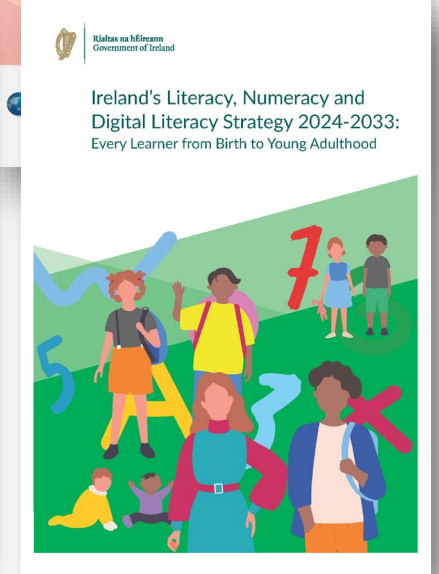
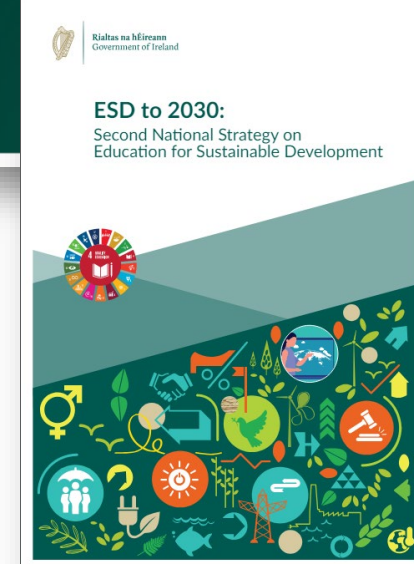
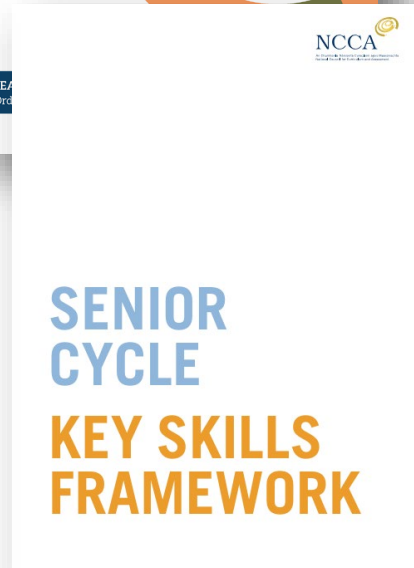


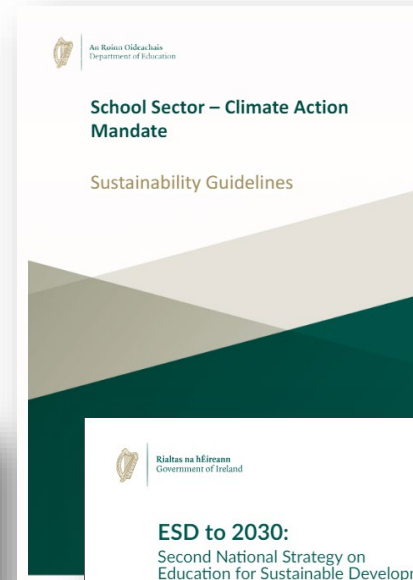




Reflecting on your established approaches to design and collaborative practice, what specific changes might you consider implementing?

Key Documents



Oide



Tacú leis an bhFoghlaim
Ghairmiúil i measc Ceannairí
Scoile agus Múinteoirí

Supporting the Professional
Learning of School Leaders
and Teachers




Visual Art /Art Supports



Oide



Oide



Visit our Website: www.oide.ie

Contact: info@oide.ie

Follow us on X

@Oide_Art_VisArt



Oide

Tacú leis an bhFoghlaim
Ghairmiúil i measc Ceannairí
Scoile agus Múinteoirí

Supporting the Professional
Learning of School Leaders
and Teachers

Thank you

www.oide.ie

X @Oide_Art_VisArt

X @Oide_Creativity