







Digital Supports

The following are a number of short tutorial videos for digital tools and applications. To play any video please click on the link in the column to the right. A brief description of each is also detailed below.

Application	Description	Video
 Adobe Spark	Adobe Spark is a creative application that can be useful when designing videos, graphics and web pages.	Click to access a tutorial video
 thinglink..	Thinglink is a tool for creating interactive images and videos by tagging links to websites, maps images and so on.	Click to access a tutorial video
	Canva is an online graphic design tool that can be used to create posters, videos, logos, presentations and much more.	Click to access a tutorial video
	Coggle is a tool for creating and sharing mindmaps and flowcharts	Click to access a tutorial video



Application	Description	Video
	Kahoot is a game-based learning platform. Teachers can make their own quiz or avail of the selection online.	Click to access a tutorial video
	Genially is an interactive platform for presentations, animated infographics.	Click to access a tutorial video
	The Immersive Reader is a reading experience that aids the readability of content.	Click to access a tutorial video
	Mote is a Chrome browser extension that allows teachers to attach voice-recorded comments and feedback to student work.	Click to access a tutorial video

Find more supports on



www.scoilnet.ie

www.oide.ie