



Oide

V
S
U
A
L

L
I
T
E
R

Cultivating Visual Literacy

Through the Continuum of Post-Primary Art Education

Professional Learning Experiences

2023 - 2024

Session 1





Oide

Who is Oide?

Oide is a new Department of Education support service for schools, officially launched on September 1st, 2023. The service is the result of the integration of CSL, NIPT, JCT and PDST, bringing together a wealth of expertise and resources to better support our education system.




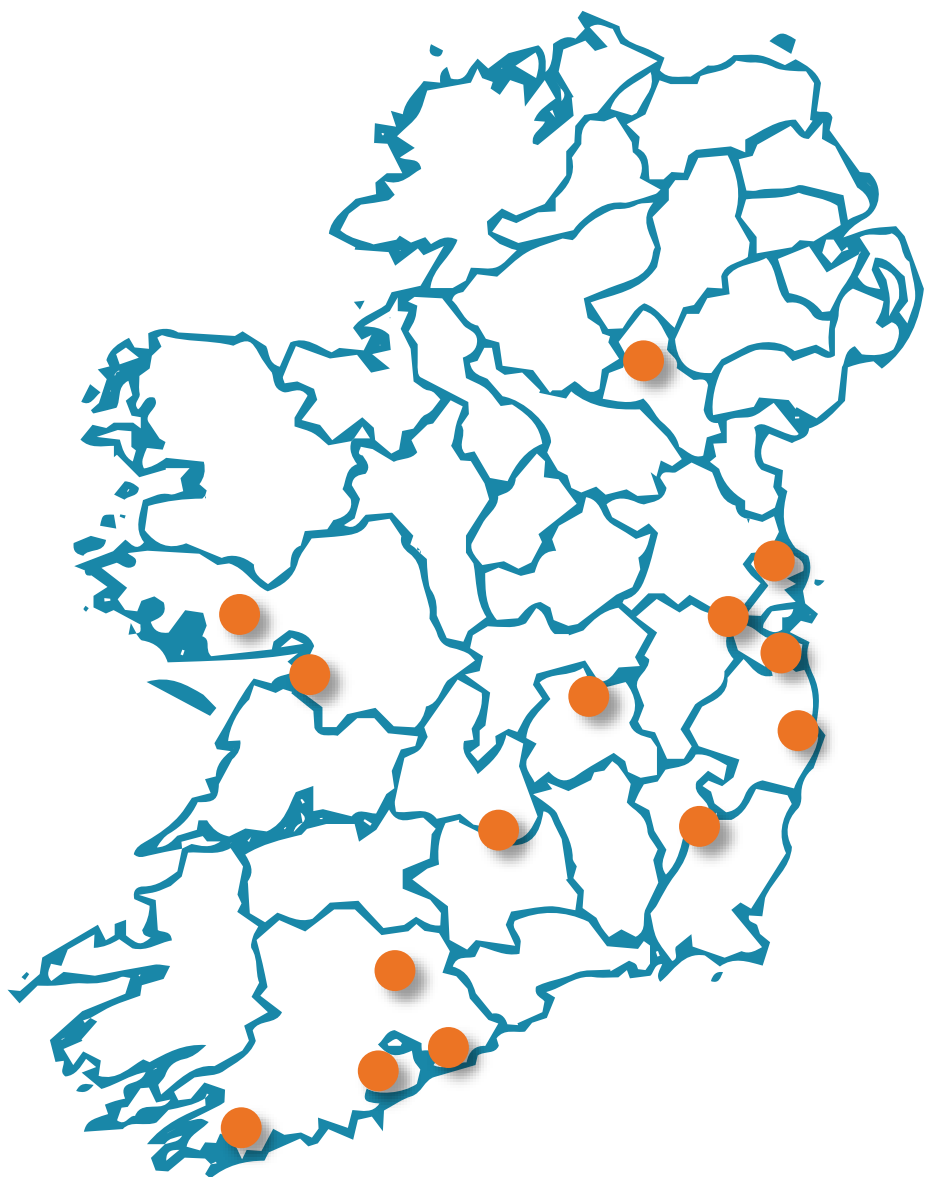
Tacú leis an bhFoghlaim Ghairmiúil i measc Ceannairí Scoile agus Múinteoirí

Supporting the Professional Learning of School Leaders and Teachers

Meet the team



Oide



Gemma Tierney
Senior Leader



Stephanie Hodgers
Professional Learning
Leader



Melissa Murphy
Professional Learning
Leader



Kathleen McCormack
Professional Learning
Leader



Orla Doyle
Professional Learning
Leader

&

Associate teachers from around the country

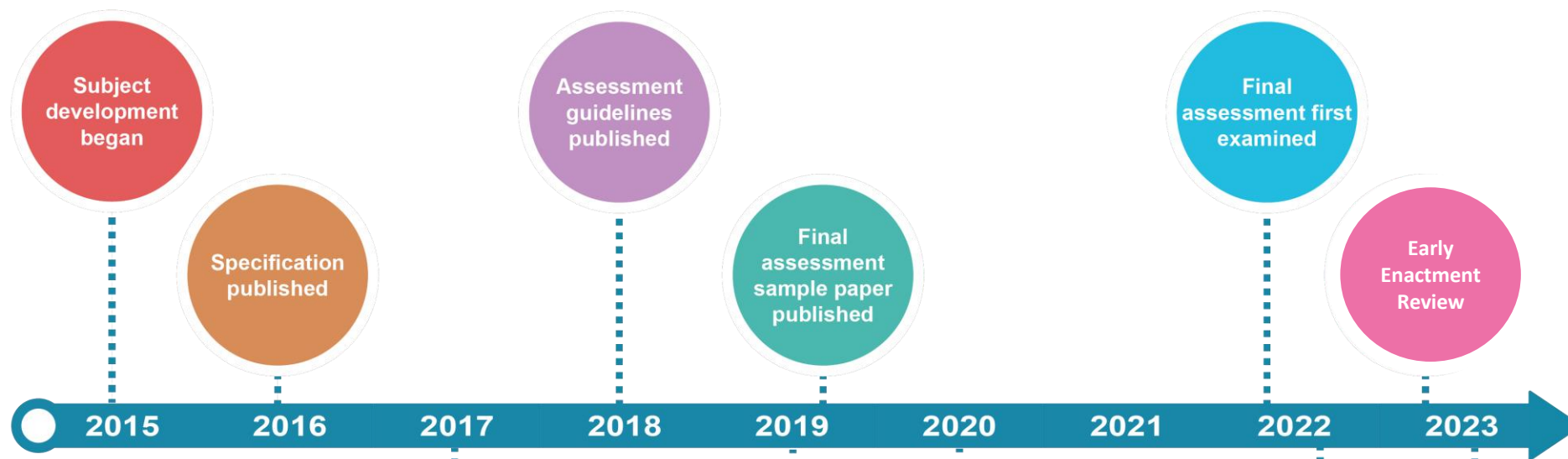
Tacú leis an bhFoghlaim
Ghairmiúil i measc Ceannairí
Scoile agus Múinteoirí

Supporting the Professional
Learning of School Leaders
and Teachers

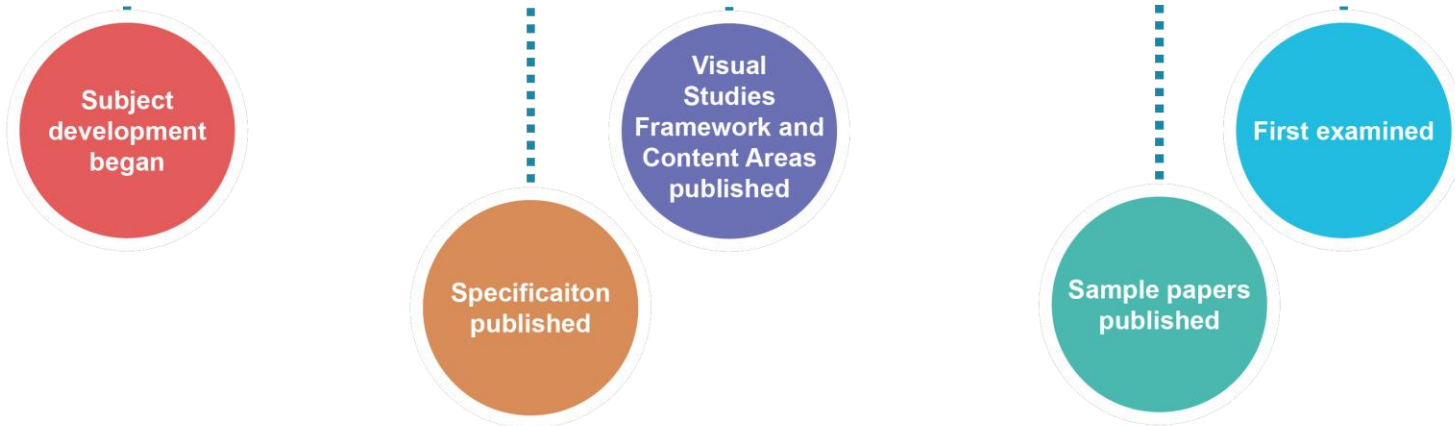


Visual Art / Art Journey to Date

Junior Cycle



Senior Cycle





Oide

Our Website



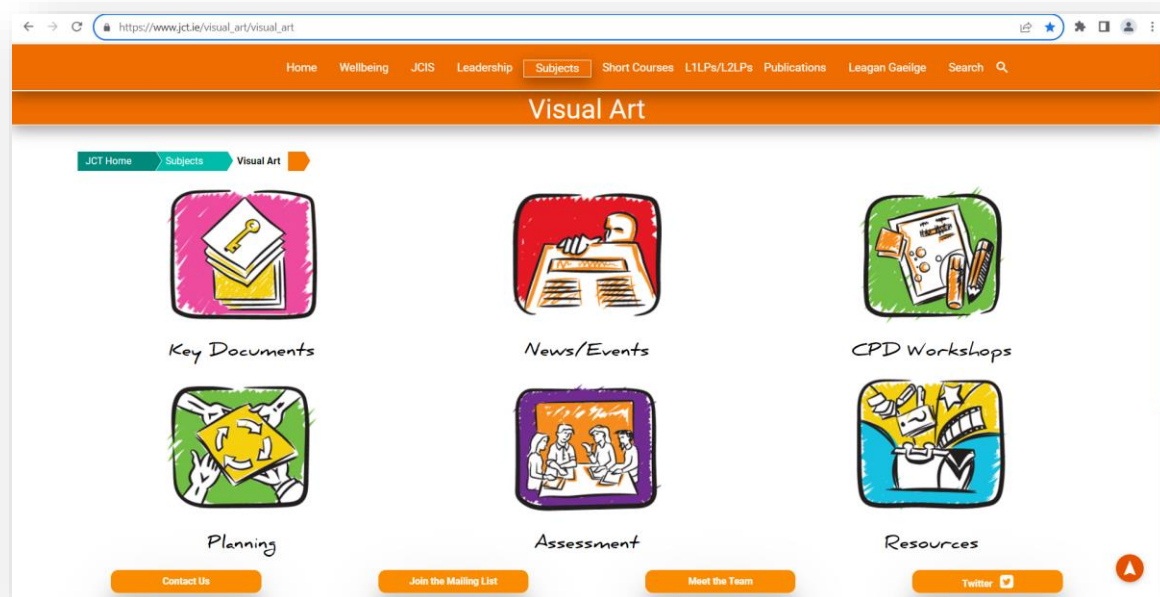
www.oide.ie

Tacú leis an bhFoghlaim
Ghairmiúil i measc Ceannairí
Scoile agus Múinteoirí

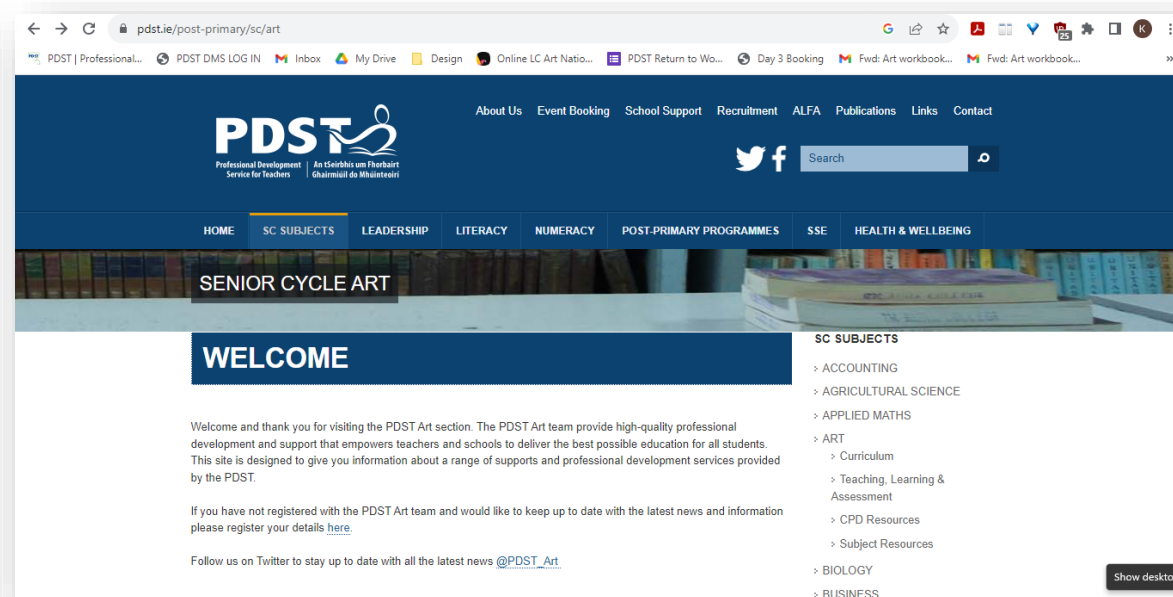
Supporting the Professional
Learning of School Leaders
and Teachers



Support for Visual Art / Art



www.jct.ie



www.pdst.ie



Learning Intentions

Consider the building blocks of critical and visual language across the continuum of post-primary art education.

Explore the application of critical and visual language in student practical work to support assessment, teaching and learning.

Cultivate critical and visual language in the context of written responses in art education.

This film extract is only available during live workshops. The full film can be accessed at <https://www.creativity.oide.ie/film/aia-fine-art>

Arts in Action

Na hEalaíona i nGníomh

An tSraith Shóisearach do Mhúinteoirí
Junior **CYCLE**
for teachers





Take a Moment


What is your first memory of engaging with art?

Permission requested Chiharu Shiota – *A Room of Memory*, 2009







Continuum of Student Learning




Aistear: the Early Childhood Curriculum Framework



Primary Visual Arts



Junior Cycle Visual Art




Level 1 and Level 2 Learning Programmes



Leaving Certificate Art



Leaving Certificate Applied Craft and Design



Leaving Certificate Applied Visual Art



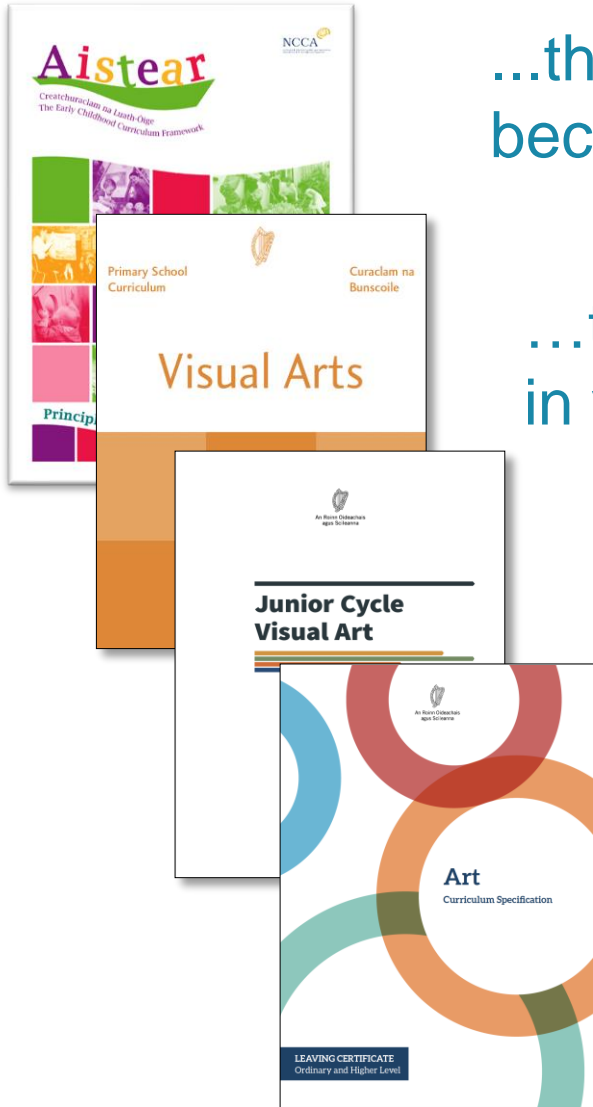
Continuum of Student Learning

...through play and hands-on experiences...lay the foundations for becoming effective communicators and learners

...to enable the child to express ideas, feelings and experiences in visual form

...aims to provide the student with a set of personal attitudes and qualities as well as skills and processes and a sense of the aesthetic

...art education broadens the learner's ability to respond to challenges and problems, think critically and creatively and with visual awareness





Learning Intention for Session 1

Consider the building blocks of critical and visual language across the continuum of post-primary art education.



Art as a Language

By its nature, Art is the language we use that gives our ideas form.



Leaving Certificate Art Specification p. 6



Critical and Visual Language

What do we understand by the term critical and visual language?





Art Elements and Design Principles (AEDP)

Art elements and design principles (AEDP) are the building blocks of any work of art a student will create. Their application in 2-D, 3-D or digital works can be analysed by considering their use either collectively or individually.

Junior Cycle Visual Art Specification p. 12 and Leaving Certificate Art Specification p. 25

Image courtesy of Andrew Lewicki Fabricatio Desiderii



Wheel of Fortune

1. Discuss the characteristics of the art element or design principle assigned to your group.
2. Illustrate and create a short definition of your art element or design principle.
3. Select an artwork/artefact from an area of practice which illustrates the art element or design principle.



Adapted Wheel of Fortune courtesy of Oide Music



The Language of Art

How do you explore the AEDP with your students?



Colour Study: Squares with Concentric Circles (1913) by Wassily Kandinsky, Städtische Galerie, Public domain, via Wikimedia Commons



Art Elements and Design Principles (AEDP)

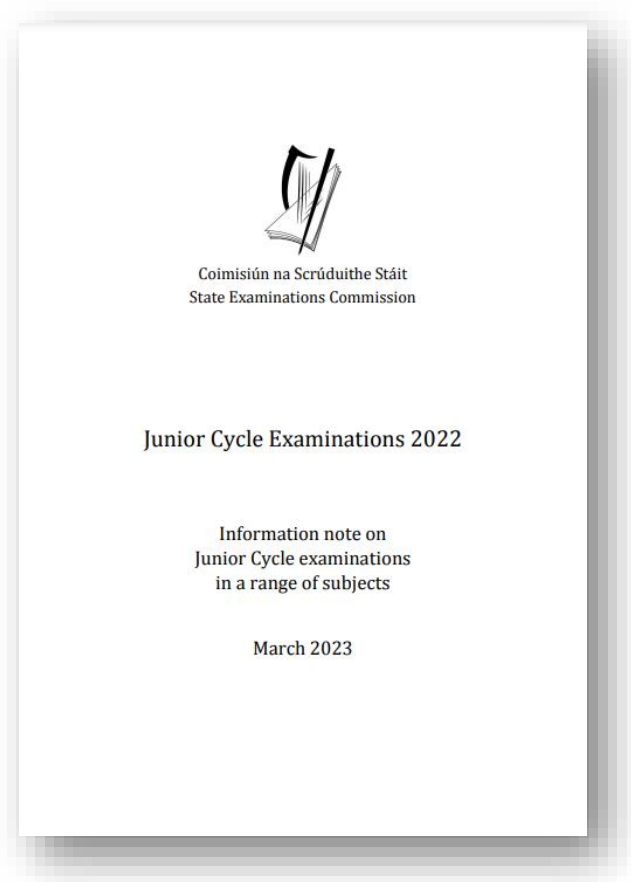
Art elements and design principles (AEDP) are the building blocks of any work of art a student will create. Their application in 2-D, 3-D or digital works can be analysed by considering their use either collectively or individually.

Junior Cycle Visual Art Specification p. 12 and Leaving Certificate Art Specification p. 25

Image courtesy of Andrew Lewicki Fabricatio Desiderii



Art Elements and Design Principles (AEDP)



When primary sources were interrogated using art elements and design principles, it enhanced the work in general and led to areas of practice which related well to the theme, ideas and visual research carried out ...

State Examinations Commission. (2023), Information note on Junior Cycle examinations in a range of subjects. p. 48



V
S
U
A
L

L
I
T
E
R

Cultivating Visual Literacy

Through the Continuum of Post-Primary Art Education

Professional Learning Experiences
2023 - 2024

End of session 1

